



CHEERIOS

Scan the QR code below to see our
Cheerio food exploration
dynamic scene cues!







CHEERIO COLORING PAGE!

Tools: Printed Cheerio coloring page, light brown marker, blue marker, orange marker, and red marker.

1. Color the Cheerios light brown.



1. Color the spoon blue.



Scan the QR code below to follow along with our Cheerio coloring page dynamic scene cues!






CHEERIO COLORING PAGE!


Tools: Printed Cheerio coloring page, light brown marker, blue marker,

1. Color the bowl orange..



1. Color the cheeks red.









CHEERIO SENSORY PLAY!

Tools: Printed lion activity page, pink marker, Cheerios


1. Color the nose pink.




2. Place the Cheerios around the lion's face.



Scan the QR code below to
follow along with our Cheerio
Sensory Craft dynamic scene
cues!







CHEERIO TRAIL MIX!

Tools: Cheerios, preferred snacks (such as pretzels, chips, goldfish, fruit snacks, nuts, etc.), plate, and baggie

1. Gather your learner's preferred snacks and Cheerios.



2. Mix the items onto a plate for snacking.



3. Place the items into a baggie for later snacking!

